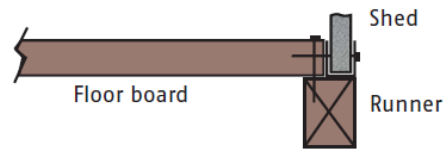


# Kitset Wooden Floors supplied by Garden Master



Every shed must have a floor


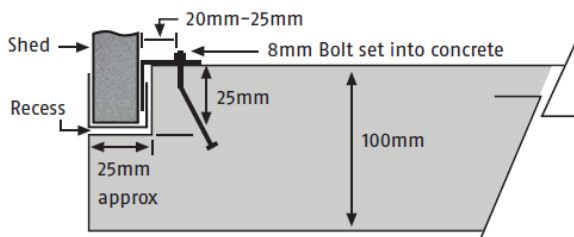
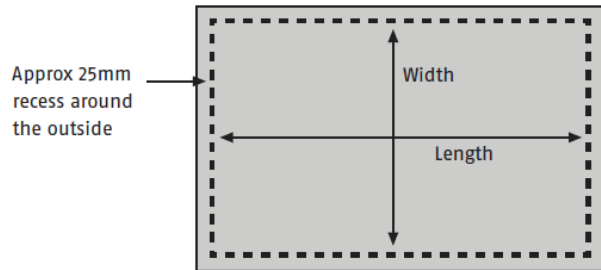


PEG FLOOR TO GROUND IN A WINDY AREA

## Recessed Concrete Floor Plan for specially poured concrete floors.

For existing concrete areas, see flat floor clamp diagram on page 10.

**Note:** Dimensions are internal for flooring. See page 5 for shed size.



Model	Internal Dimensions	Area M <sup>2</sup>	Volume M <sup>3</sup>	Clamps Required
GVO1508	1485 x 740	1.19	0.12	6
GVO1515	1485 x 1485	2.34	0.24	8
GVO2315	2235 x 1485	3.49	0.35	8
GVO3023	2985 x 2235	6.91	0.7	10
GVO3030	2985 x 2985	9.18	0.92	12

Concrete floor volume is based on 100mm thick concrete floor.